Standard O-rings

These seals meet the ISO3601-3 specification including tolerances ISO3601-1 class G,A,N,S,TS in all elastomer ranges.



Tore : 1,78 mm	
Référence	Ø Int. (mm)
2007	2.57
2010	2.90
101/AN1	3.68
2015/102/AN2	4.47
2018/103/AN3	5.28
2021/104/AN4	6.07
2025/105/AN5	6.75
106	7.65
2031/107/AN6	8.73
108	9.25
2037/110/AN7	10.82
2043	11.11
114	12.42
2050	14.00
2056	15.60
2062	17.17
2068	18.77
2075	20.35
2081	21.95
2087	23.52
2093	25.12
2100	26.70
2106	28.30
2112	29.87
2118	31.47
2125	33.05
2131	34.65
2137	37.82
2150	41.00
2162	44.17
2175	47.35
2187	50.52
2200	53.70
2225	56.87
2237	60.05
2250	63.22
2262	66.40
2275	69.57
2287	72.75
2300	75.92
2325	82.27
2350	88.62
2375	94.97
2400	101.32
2425	107.67
2450	114.02
2475	120.37
2500	126.72
2525	133.07

Tore : 2,62 mm	
Référence	Ø Int. (mm)
3017	4.42
3021	5.23
3024	6.02
3030	7.59
3037/111/AN8	9.19
112	9.92
3043/113/AN9	10.77
115	11.91
3050/116/AN10	12.37
117	13.10
3056/118/AN11	19.94
119	15.03
3062/120/AN12	15.54
121	15.88
3068/122/AN13	17.12
123	17.86
3075/124/AN14	18.72
3081/127	20.29
128	20.63
3087	21.89
130	22.22
3093	23.47
132	23.81
3100	25.07
3106	26.64
3112	28.24
3118	29.82
3125	31.42
3131	32.99
3137	34.59
3143	36.17
3150	37.77
3156	39.34
3162	40.94
3168	45.52
3175	44.12
3181	45.69
3187	47.29
3193	48.90
3200	50.47
3206	52.07
3212	53.64
3218	55.25
3225	56.86
3231	58.42
3237	59.99
3243	61.60
3250	63.17
3256	64.77
3262	66.34

Tore : 2,62 mm (following)	
Référence	Ø Int. (mm)
3268	67.95
3275	69.52
3281	71.12
3287	72.69
3300	75.87
3325	82.22
3350	88.57
3375	94.92
3400	101.27
3425	107.62
3450	113.97
3475	120.32
3500	126.67
3525	133.02
3550	139.37
3575	145.72
3600	152.07
3625	158.42
3650	164.77
3675	171.12
3700	177.74
3725	183.82
3750	190.17
3775	196.52
3800	202.87
3825	209.22
3850	215.57
3875	221.92
3900	228.27
3925	234.62
3950	240.97
3975	247.32

Tore : 3,53 mm	
Référence	Ø Int. (mm)
4036	9.12
4042	10.69
4050	12.29
4055	13.87
4061	15.47
4067	17.04
4075/125/AN15	18.64
4081/126/AN16	20.22
4087/129/AN17	21.82
4093/131/AN18	23.39
4100/133/AN19	24.99
134	25.80
4106/135/AN20	26.57
4112/136/AN21	28.17

Tore : 3,53 mm (following)	
Référence	Ø Int. (mm)
4118/137/AN22	29.74
4125/138/AN22	31.34
4131/139/AN24	32.92
4137/140/AN25	34.52
4143/141/AN26	36.09
4150/142/AN27	37.69
144	39.69
4162	40.87
146	41.28
147	42.86
4175	44.04
149	44.45
150	46.04
4187	47.22
152	47.63
153	49.21
4200	50.39
155	50.80
156	52.39
4212	53.57
158	53.98
159	55.56
4225	56.74
161	57.15
162	58.74
4237	52.92
164	60.33
165	61.91
4250	63.09
167	63.50
168	65.09
4262	66.27
170	66.68
171	68.26
4275	69.44
173	68.85
174	71.44
4287	72.62
176	73.03
177	74.61
4300	75.79
4312	78.97
4325	82.14
4337	85.32
4350	88.48
4362	91.67
4375	94.84
4387	98.02
4400	101.19
4412	104.37

Tore : 3,53 mm (following)	
Référence	Ø Int. (mm)
4425	107.54
4437	110.72
4450	113.89
4462	117.07
4475	120.24
4487	123.42
4500	126.59
4512	129.77
4525	132.94
4537	136.12
4550	139.29
4562	142.47
4575	145.64
4587	148.82
4600	151.99
4625	158.34
4650	164.69
4675	171.04
4700	177.39
4725	183.74
4750	190.09
4775	196.44
4800	202.79
4825	209.14
4850	215.49
4875	221.84
4900	228.19
4925	234.57
4950	240.89
4975	247.24
41000	253.59
41050	266.29
41100	278.99
41150	291.69
41200	304.39
41300	329.79
41400	355.19
41500	380.60
41600	405.26
41700	430.66
41800	456.06

Standard O-rings

Tore : 5,33 mm (following)	
Référence	Ø Int. (mm)
	15.24
	16.81
	18.42
	19.99
	21.59
	23.16
	24.77
	26.34
	27.94
	29.51
	31.12
	32.69
	34.29
6150/143/R28	37.47
6162/145/R29	40.64
6175/148/R30	43.82
6187/151/R31	46.99
	48.90
6200/154/R32	50.17
6212/157/R33	53.34
6225/160/R34	56.52
6237/163/R35	59.69
6250/166/R36	62.87
6262/169/R37	66.04
6275/172/R38	69.22
6287/175/R39	72.39
178	74.63
6300/179/R40	75.57
6312/180/R41	78.74
181	79.77
6325/182/R42	81.92
6337/183/R43	85.09
6350/184/R44	88.27
185	89.69
6362/186/R45	91.44
6375/187/R46	94.62
6387/188/R47	97.79
189	100.00
6400/190/R48	100.97
6412/191/R49	104.14
6425/192/R50	107.32
193	109.50
6437/194/R51	110.49
6450/195/R52	113.67
6460	116.84
199	115.50
200	120.02
201	120.70
6485	123.19
203	123.80
6500	126.37
206	127.00
6510	129.54

Tore : 5,33 mm (following)	
Référence	Ø Int. (mm)
208	130.20
6523	132.72
210	133.40
6535	135.89
213	136.50
6550	139.07
215	139.70
6560	142.24
217	142.90
6573	145.42
219	146.10
6585	148.59
221	149.20
6600	151.77
6625	158.12
6650	164.47
6675	170.82
6700	177.17
6725	183.52
6750	189.87
6775	196.22
6800	202.57
6825	208.92
6850	215.27
6875	221.62
6900	227.97
6925	234.32
6950	240.67
6975	247.02
61000	253.37
61050	266.07
61100	278.77
61150	291.47
61200	304.17
61300	329.57
61400	354.97
61500	380.37
61600	405.26
61700	430.66
61800	356.06
61900	481.41
62000	506.81
62100	532.21
62200	557.61
62300	582.68
62400	608.08
62500	633.08
62600	658.54

Tore : 6,99 mm	
Référence	Ø Int. (mm)
8450/196/R53	113.67
197	114.70
8462/198/R54	116.84
8475/200/R55	120.02
8487/202/R56	123.19
204	124.60
8500/205/R57	126.37
8512/207/R58	129.34
8525/209/R59	132.72
211	134.50
8537/212/R60	135.89
8550/214/R61	139.07
8562/216/R62	142.24
8575/218/R63	145.42
8587/220/R64	148.59
8600/222/R65	151.77
223	155.60
8625/224/R66	158.12
225	159.50
226	161.90
8659/227/R67	164.47
228	166.70
229	168.30
8675/230/R68	170.82
231	174.60
8700/232/R69	177.17
	180.54
233	181.00
8725/234/R70	183.52
235	187.30
8750/236/R71	189.87
237	193.70
8775/238/R72	196.22
239	199.80
8800/240	202.57
8825/241	208.92
	210.24
8850/242	215.27
8875/243	221.62
8900/244	227.97

Tore : 6,99 mm (following)	
Référence	Ø Int. (mm)
8925/245	234.32
8950/246	240.67
8975/247	247.00
81000/248	253.37
81025/249	259.70
81050/250	266.07
81075/251	272.40
81100/252	278.77
81125/253	285.10
	287.81
81150/254	291.47
81175/255	297.80
81200/256	304.17
81250/257	316.87
81300/258	329.57
81350/259	342.27
81400/260	354.97
81450/261	367.67
81500/252	380.37
81550/263	393.07
81600	405.26
81650	417.96
81700	430.66
81750	443.36
81800	456.06
81850	468.76
81900	481.46
81950	494.16
82000	506.86
82100	532.26
82200	557.66
82300	582.68
82400	608.08
82500	633.48
82600	658.88

Drinking water seals		
Référence	Ø Int. (mm)	Ø Tore (mm)
R000	1.15	1.00
R00	2.20	1.60
R0	2.40	1.90
R1	2.60	1.90
R1 bis	2.75	1.60
R2	3.40	1.90
R3	4.20	1.90
R4	4.90	1.90
R5	5.70	1.90
R6 bis	6.00	2.20
R5 bis	6.35	1.78
R5A	6.40	1.90
R6	7.20	1.90
R6A	8.00	1.90
R7	8.90	1.90
R8	8.90	2.70
R7 bis	9.00	2.20
R8 bis	9.52	1.78
R9	10.50	2.70
R10	12.10	2.70
R11	13.60	2.70
R12	15.10	2.70
R12 bis	16.00	1.90
R13	16.90	2.70
R15	18.30	3.60
R14	18.40	2.70
R1	19.80	3.60
R17	21.30	3.60
R18	23.00	3.60
R19	24.60	3.60
R19 bis	25.00	2.40
R20	26.20	3.60
R20 bis	27.30	2.70
R21	27.80	3.60
R21 bis	29.10	2.55
R22	29.30	3.60
R23	30.80	3.60
R24	32.50	3.60
R25	31.10	3.60
R26	35.60	3.60
R27	37.30	3.60
R29 bis	41.40	5.30
R29 ter	43.40	3.60
R33 bis	54.40	5.30

Sizing guide for groove Gaskets



The groove dimensions for O-rings are subject to 3 key factors:

- the nature of the gasket (cellular, full or tubular (hollow));
- the shape of the gasket (dimensions);
- the sealing required or desired.

Solid Gaskets of elastomers

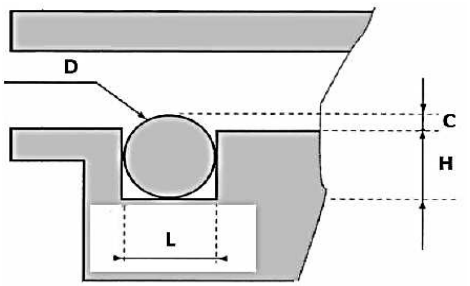

Calculation parameters:

Datas (mm)	Calculation
D	= L
C	= 10 à 20 % de D
H	= D - C (Respect : H< 90% de D)

Example:

For a 5 mm full diameter D elastomer seal with 10% crush, the groove will therefore dimensions:

L= 5 mm and H = 4.5 mm out of joint tolerances and groove machining.

Hollow Gask (or tubular or cellular elastomer)

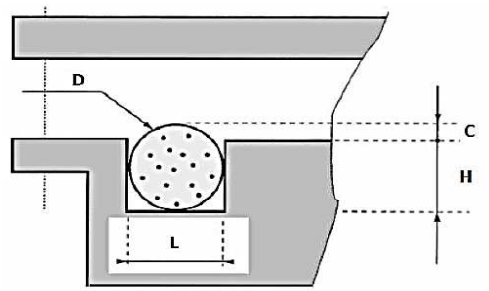

Calculation parameters:

Datas (mm)	Calculation
D	= L
C	= 10 à 40 % de D
H	= D - C (Respect : H> 65% de D)

Example:

For a 5 mm full diameter D elastomer gasket with 25% crush, the groove will therefore have the following dimensions:

L = 5 mm and H = 3.75 mm out of joint tolerances and groove machining.

The results were obtained under laboratory conditions and should be considered only as an indication. As AB2E has no control over its customers' equipment and many other factors, it is the user's responsibility to carry out its own tests to ensure that the product corresponds to its needs.